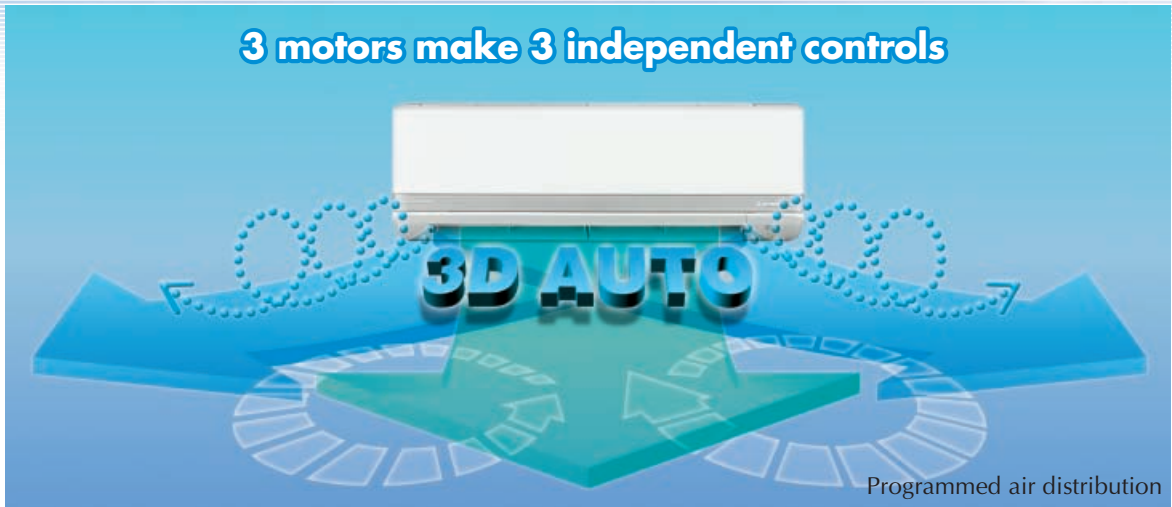



3D AUTO Vertical + Horizontal AIR SCROLL

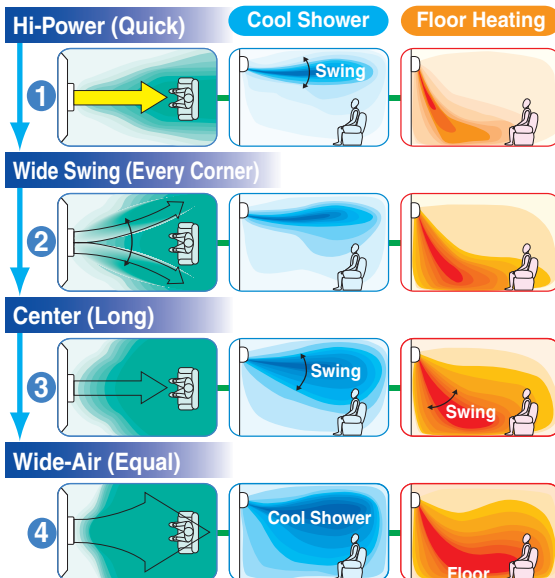


Applied models
SRK-ZJX, SRK-ZJR,
SRK-ZJ
SRK63/71ZE, HE :
Manual Setting only



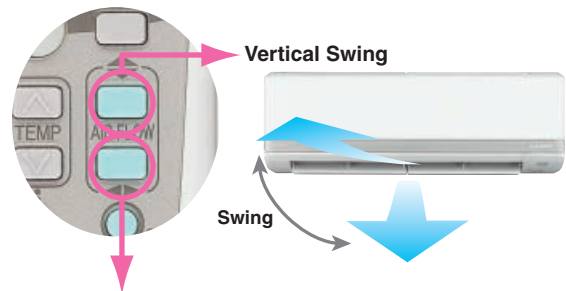
3D AUTO is one touch programmed and three motors (one vertical working motor + two horizontal working motors) make three independent air flow controls. The airflow is uniform and quiet and reaches at long distance points from the blower.

Programmed 3D AUTO

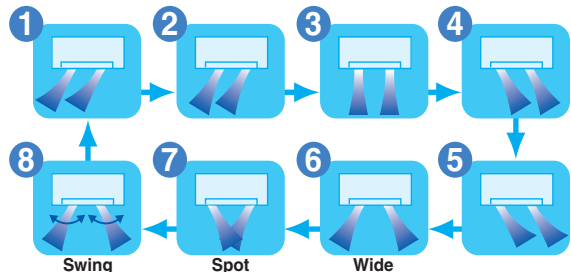


Thanks to automatic control of air flow volume and air flow direction, comfortable air conditioning of the entire room can be done effectively.
In cooling operation cooled air flows directly to the ceiling. The cooled air does not flow directly to the occupants of the room and the comfort cooled air flow comes from the ceiling like a soft shower.
In heating operation warm air flows to the floor directly and spreads along the floor. Due to concentration of the warm air on the floor level, optimum comfort can be realized.

Manual Setting



Horizontal Air Scroll 8 Direction Swing



By individual control of right and left part of louver, air flow direction from the right part and the left part are controlled individually. Setting the most preferable air flow direction and determining whether direct air flow is required or not at the same time minimizing of energy loss and economical operation has realized.

Aircraft technology was used in the design of the air conditioner's airflow system

Jet Air Scroll Long Reach & Silent Air Flow

Applied models
All SRK

We used the same aerodynamic analysis technology as used in developing jet engines.

CFD (computational fluid dynamics), used in blade shape design of jet engines, has been applied to the design of air channels in air conditioners to develop the ideal air channel system (air circulation). The airflow of the jets created in this system enable a large volume of air to be blown with minimum power consumption, yet the air flow is uniform, quiet and reaches points a long distance from the blower.



Fast ← Slow
Colors in the figure show the air speed.

Long Reach Air Flow

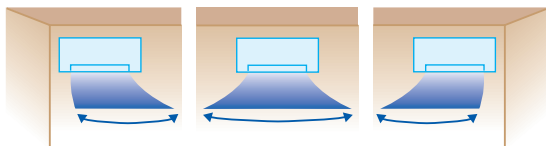
Powerful airflow is realized by Jet technology. Good for large living rooms and shops. Increase your comfort.



Applied models
SRK50/60ZJX,
SRK63/71ZE, HE

Positioning of Installation


You can set the left-right air flow directions when you installed the air conditioner near the side wall by remote controller operation.



Applied models
SRK-ZJX, SRK-ZJR,
SRK-ZJ

New louver

Due to redesigned size and shape, the new louver has been increased in surface area by 80%. In addition to increase of air flow volume, it has improved controllability of swinging to right and left.



Applied models
SRK-ZJX